



## **Vionta Metal Technology Co., Ltd**

[www.viontametal.com](http://www.viontametal.com)


WhatsApp/cellphone: +86-13567803316

No. 118 Xiwu South Road, Xiwu Street, Fenghua District, Ningbo City, Zhejiang Province, China



Black Surface  
7 Lines

## Steel Art Railing



# Aluminum Balcony



VM0631




VM0632



VM0633



VM0634



VM0635




VM0636



VM0641



VM0642




VM0643



VM0644

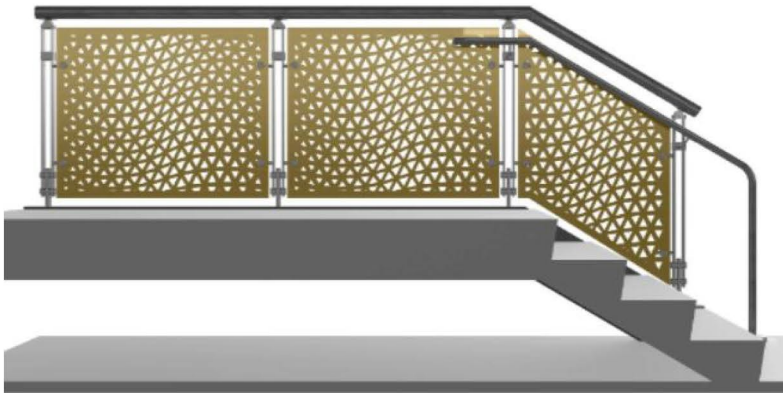


VM0645



VM0646

# Laser Cut Metal Panel Railing System



# Aluminum Fence Wall



VM0741



VM0742



VM0743



VM0744




VM0745



VM0746

# Aluminum Rail Systems

Featuring lightweight yet strong materials, these deck rail kits have a powder coated finish that is able to withstand tough conditions and wear.



Vionta Metal alu railing is a great alternative to vinyl and wood railing for your deck, porch or other outdoor space. Available in textured black and textured white finish and all brackets and fasteners are included.



# Aluminum Rail Systems

Featuring lightweight yet strong materials, these deck rail kits have a powder coated finish that is able to withstand tough conditions and wear.



Simple to install and low-maintenance, the Vionta Metal alu railing is the perfect choice for your home. It provides the strength and durability you are looking for with a sleek design.





# Aluminum U base


Frameless glass railing, modern lines and strong design, the Glass Base Shoe Rail System elevates your style and provides a beautiful, durable railing option.



# Aluminum U Base

Framelss glass railing,modern lines and strong design,the Glass Base Shoe Rail System elevates your style and provides a beautiful, durable railing option.

- \*Aluminum
- \*Silver or black finished
- \*Inside or top or side fix
- \*Glass thickness:8-16mm
- \*Square or round slotted tube handrail
- \*Application: Railing and balustrade for shopping mall, villa balcony, modern stair, airport and subway station etc.



VMAB01

VMAB02

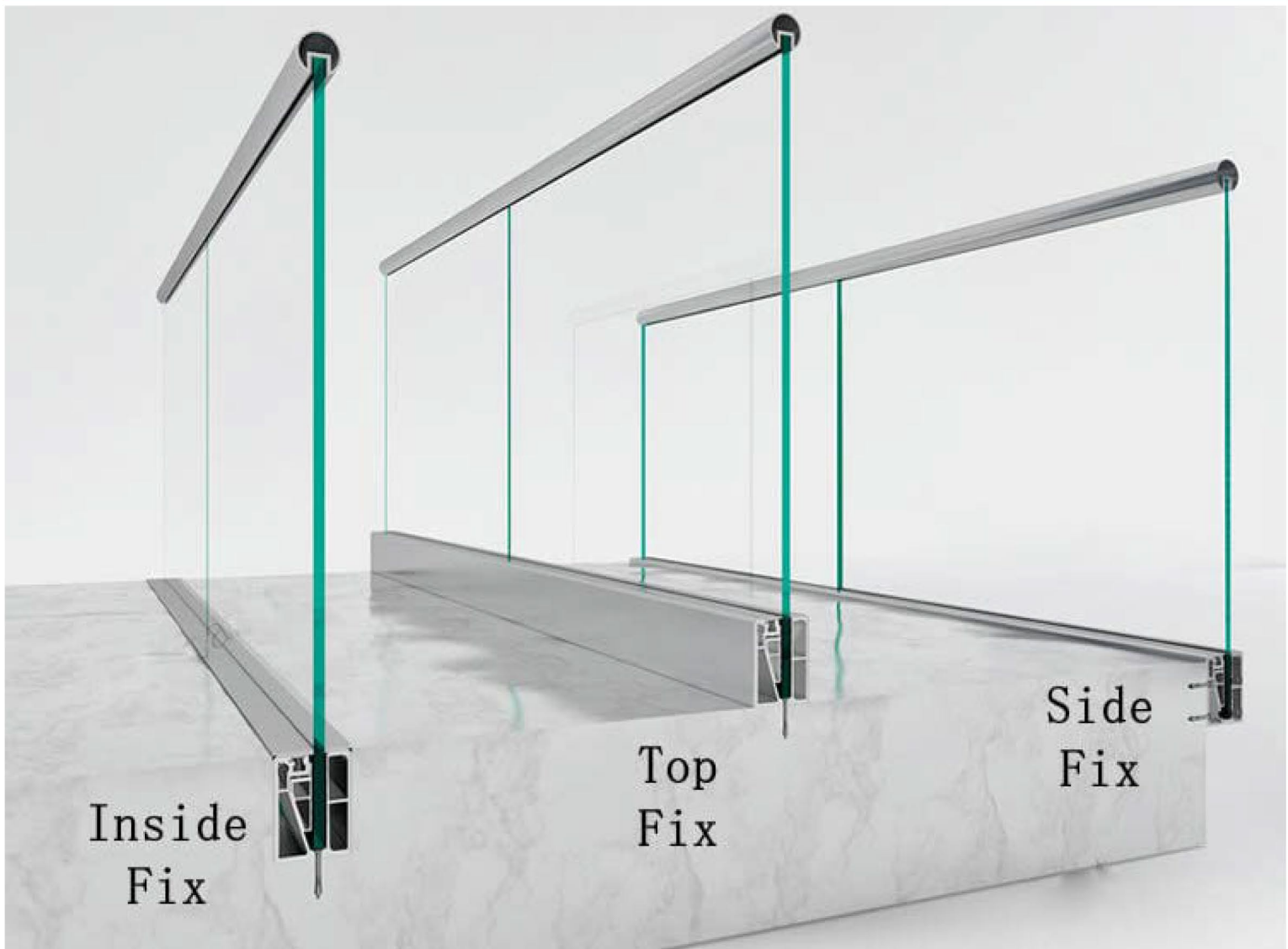
VMAB03

VMAB04

VMAB05



## How to install





## Shower Hardware

- \* 304 or 316 grade
- \* Mirror or satin or black finished
- \* installation of glass 6 - 12mm



**VMSH001                      VMSH002                      VMSH003                      VMSH004**



90° Glass to Wall



90° Glass to Glass



135° Glass to Glass



180° Glass to Glass

**VMFC001                      VMFC002                      VMFC003                      VMFC004                      VMFC005**



90° Glass to Wall



90° Glass to Wall





135° Glass to Glass



180° Glass to Glass



**VMH001                      VMH002                      VMH003                      VMH004                      VMH005                      VMH006**





## Glass Standoff

- \* 304 or 316 grade
- \* Mirror or satin or black finished
- \* Square standoff size: 40x40mm or 40x50mm
- \* Round standoff diameter: 30、38、40、48、50 mm
- \* Adjustable type help you adjust the distance between glass and wall
- \* installation of glass



VMC001



VMC002



VMC003




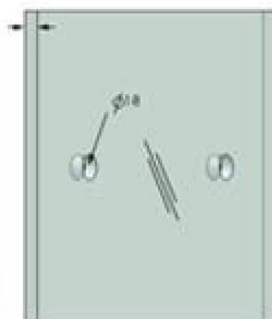
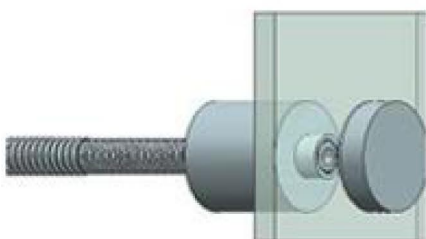
VMC004



bolts type



### How to install





## Glass Standoff

- \* 304 or 316 grade
- \* Mirror or satin or black finished
- \* Square standoff size: 40x40mm or 40x50mm
- \* Round standoff diameter: 30、38、40、48、50 mm
- \* Adjustable type help you adjust the distance between glass and wall
- \* installation of glass



VMC201

VMC202

VMC203



VMC204

VMC205



VMC206



VMC207

VMC208

VMC209





## Top Rail

- \* 304 or 316 grade
- \* Mirror or satin or black finished
- \* Square toprail size: 25x21mm or 40x40mm
- \* Round toprail size: 38.1 or 42.4 or 50.8mm
- \* Connector, end cap, flange, you may choose
- \* You may choose rubber strip, fast and convenient installation of glass



VMB301

VMB302

VMB303



25X21mm



40x40mm



15x20mm

VMB304



38.1 42.4 50.8mm



## Connector





## Glass Spigot

- \* 304 or 316 or 2205 grade
- \* Mirror or satin or black finished
- \* No Holes required for glass panels
- \* Free Maintenance
- \* Deck or side or core drill mounted
- \* Easy installation – DIY focused
- \* A package includes 1 spigot, 1 cover plate
- \* Suitable for 10-12mm tempered glass panels



VMA401	VMA402	VMA403
--------	--------	--------



48x160mm satin



48x160mm mirror



48x160mm black

VMA404	VMA405	VMA406
--------	--------	--------



48x280mm



30x50x145mm



50X255mm

Hinge & Magnetic Lock	glass to glass / glass to tube	Frameless Glass Pool fence
-----------------------	--------------------------------	----------------------------









## Glass Clamp

VMCP01



180° glass to glass

VMCP02



90° glass to glass

VMCP03



90° glass to wall

VMCP04



180° glass to glass Black

VMCP05



90° glass to glass Black

VMCP06



90° glass to wall Black

VMCP07



adjustable glass clamp

VMCP08



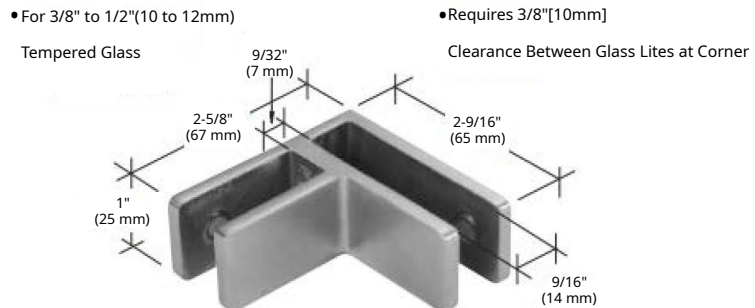
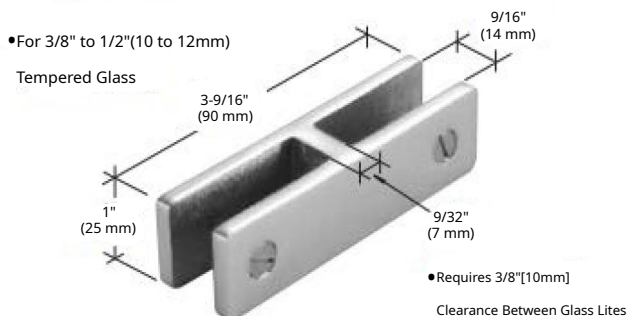
Hollow glass clamp

VMCP09



Hollow glass clamp

### Glass to Glass Clamp





## Glass Clamp

VMCP010



40x50x26mm Flat Back

VMCP011



40x55x26mm Round Back

VMCP012



68x45x27mm Round Back

VMCP013



45x45x26mm Flat Back

VMCP014



45x45x26mm Round Back

VMCP015



45x45x26mm with plate

VMCP016



8-10.76mm glass

VMCP017



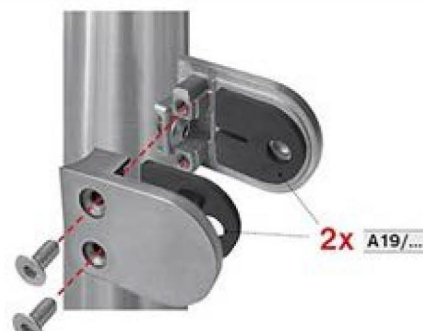
8-10.76mm glass

VMCP018



8-12.76mm glass

### How to install



# Stainless Railing

stainless railing system & glass hardware



## Post for Glass



- \* Top mounted, square shape
- \* 304 or 316 grade
- \* Mirror or satin or black finished
- \* Round post size: 40x40 or 50x50mm
- \* Connector, end cap, flange.
- \* Glass thickness: 6-17.52mm

VMP01



VMP02



VMP03



VMP04



you may choose different glass clamp







stainless railing system & glass hardware



# Catalog

## Glass Clamp





# Cable Railing

## Swageless

VMS01



VMS02



VMS03



VMS04



VMS05



VMS06




VMS07





VMS08



VMS09



### How to install



stainless railing system & glass hardware



# Cable Railing

## Hydraulic Style

VMH01



VMH02



VMH03



VMH04



VMH05



VMH06



VMH07



VMH08




VMH09



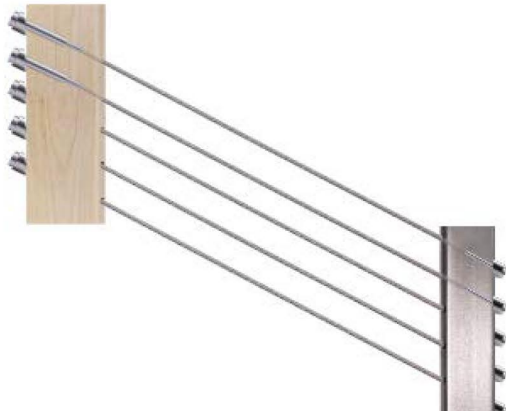
### How to install

Fit Screws' OD: 3/16" (6mm)

Usually fit 1/8", 5/32", 3/16" cable railing kit



Bore DIA: 1/4 inch







## Post

- \* 304 or 316
- \* Mirror or satin or black finished
- \* Easy installation – DIY focused
- \* Cable size: 3, 4, 5, 6 mm
- \* Metal post or wooden post
- \* Round or square post
- \* Middle, 90 degree, End post
- \* Deck mounted or Side mounted
- \* Hydraulic or Allen Key

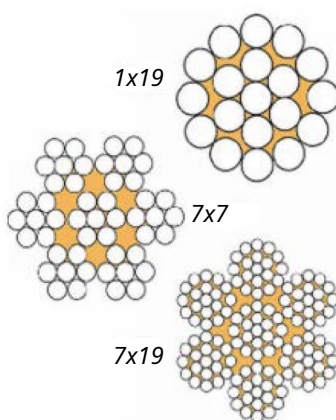
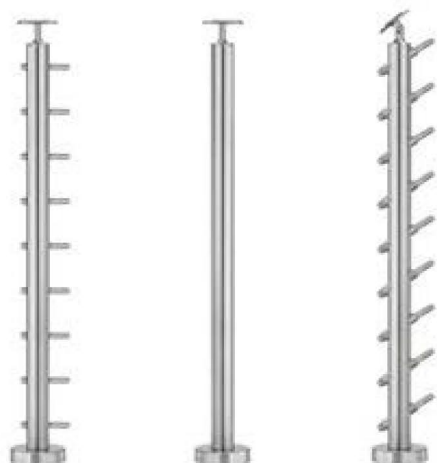


### Post type



Square post: 40x40 or 50x50mm    Round post diameter 42.4 or 50.8mm    Height: 36" 40" 42"

### Post Hole Angle      Cable





Diameter: 3/8" 3mm 4mm 5mm 6mm

stainless railing system & glass hardware



# Cable Railing

Deck Mounted




stainless railing system & glass hardware



# Cable Railing


Side Mounted





Mirror Surface  
SS304/316  
5 Lines

**Stainless Rod Railing**



Stainless Tube Railing  
Side Mounted



## Staircase Whole Solution





## **Stainless Glass Railing**



**Square Post**

**Stainless 304**

**10mm Tempering Glass**

**12mm 12.76mm 8mm**






 Germany

 Norway

 Israel

 Netherlands

 Denmark







Australia



New Zealand



Canada



USA

